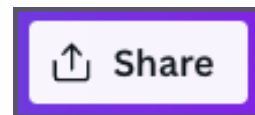


CANVA: SHARE WITH US!


Canva, the online design tool, is popping up more and more these days as a way to prepare a file for printing. While it works great for anyone without access to the Adobe Suite, it can introduce problems for the final print piece if not used in the correct way.

To make things easier for you, we invite you to share your Canva masterpiece with us so that we can export the file in the desired format for printing. In order to do so, we'll need you to share the document with us.





Share this design


People with access [Edit](#)

 +

Collaboration link

 Anyone with the link ▼ Can edit ▼

 **Only you can access**
Only you can access the design using this link.

 **Anyone with the link**
Anyone can access the design using this link. **No sign in required.** ✓

Click on the “Share” button in the top right corner and select “Copy link”. When the dropdown displays (as shown on the left), select “Anyone with the link” and make sure that “Can Edit” is also selected. You can then hit the purple “Copy Link” button and paste that into the email to your sales rep.

We'll be sure to send you a proof to review so you can check any modifications made before we send your project off to press.

